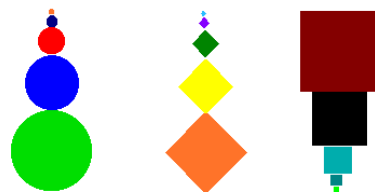


## Some MOUSE CONTROL ACTIVITIES using RM Colour Magic

Mouse control is vital if the most is to be got out of a graphics package. These are some activities to encourage mouse control. (Level A and B )

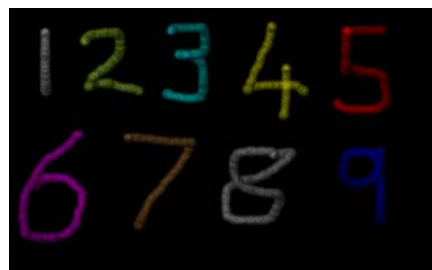
### Balancing

Choose brush tool, clicking on each size in turn to 'balance' the shapes. Use different colours too.




### Blackboard

Fill the background with black. Use the Chalk brush and different colours to write numbers, names, etc.



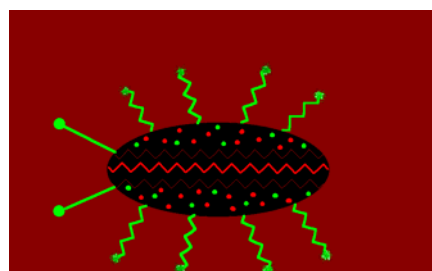
### Snail trail

Choose the Watercolour brush and black colour to take the snail for a slow controlled walk (Don't let the snail go!). Fill the spaces with a limited palette eg bright primary colours or cold/hot colours.



### Design a Bug

Use the filled shape tool to draw the body. Decorate with spots etc and use the zigzag tool for legs.



### Firework

Use shape tool (star) and black to drag out stars, small at bottom, getting larger. Gradient fill with hot colours. Flood fill background with black. Change colour to white, drag star (filled shapes). Try to draw tiny stars. Spray tool (low density) on top of tiny stars

